

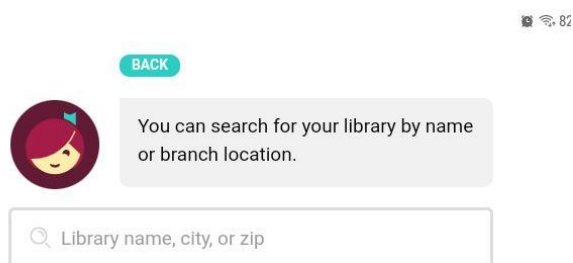
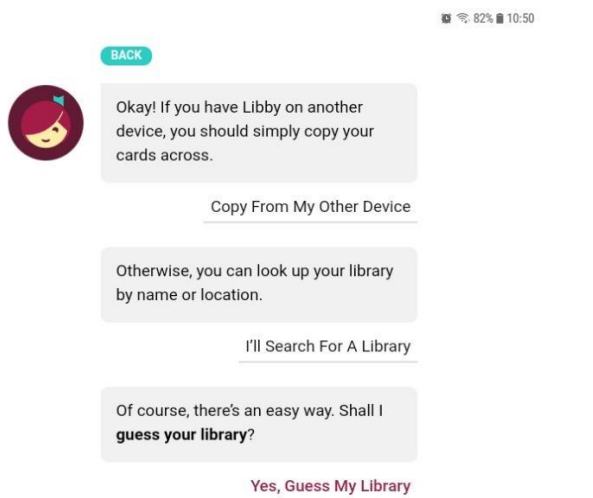
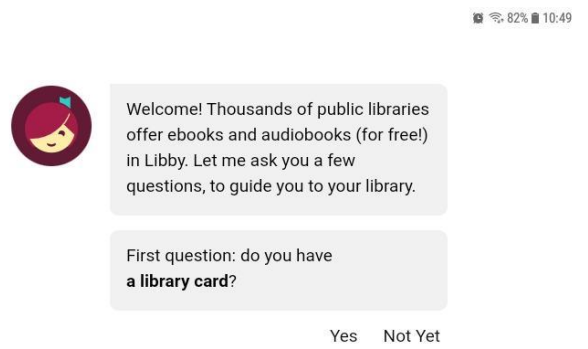
Borrowing emagazines on the Libby app

Logging in

Once you have downloaded the Libby app, you will need to choose your local library.

You can have more than one library service on the app.

You will need to download the app appropriate for your device, from the App Store for Apple devices and the Google Play Store for Android devices.



[VIEW A MAP OF LIBRARIES](#)

For your library, search for Solihull or an individual branch library within Solihull, the service is the same.

Guess your Library will detect your location from the device itself, ie a GPS-type location.

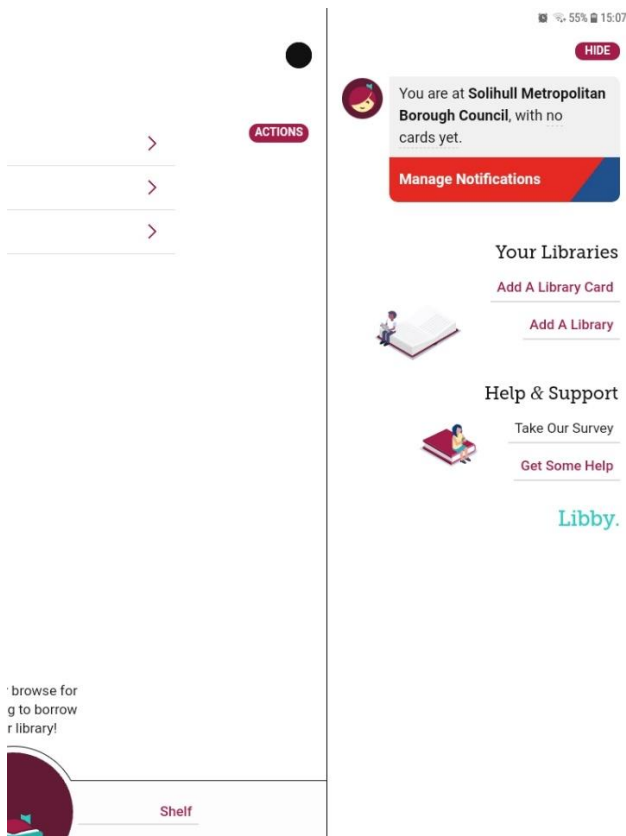
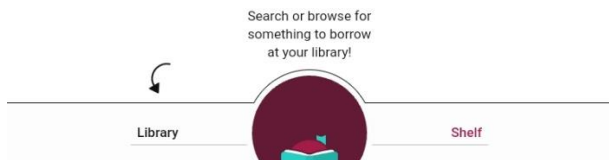
Shelf

- Loans >
- Holds >
- Tags >



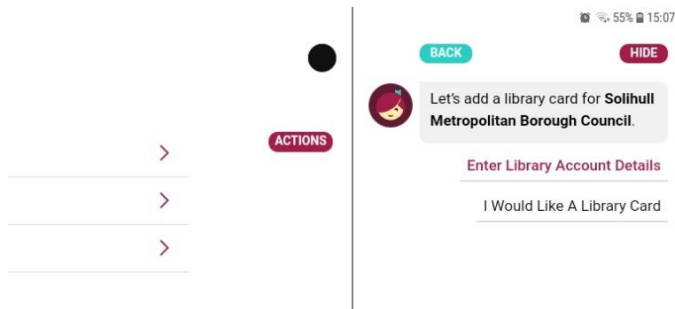
Once you have chosen Solihull, you will need to register your library card or number

Click on the symbol at the top right



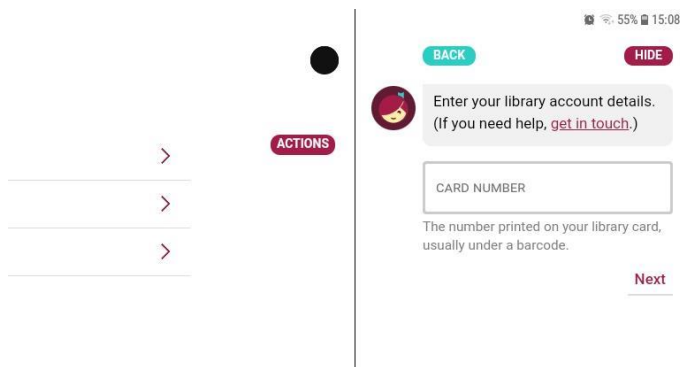
Click Add a Library Card

You can add more than one person's card and add cards for other libraries outside Solihull here.



You can enter a library card number here

Click on Enter Library Account Details



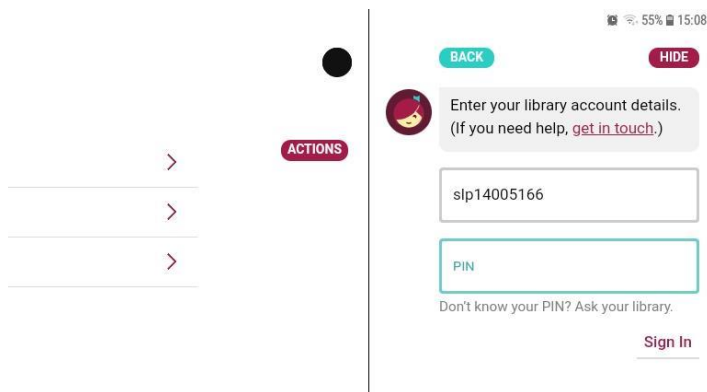
Enter a library card number with the letters included, and with no spaces eg

SLP1234567x

WP0000010000

H00001234

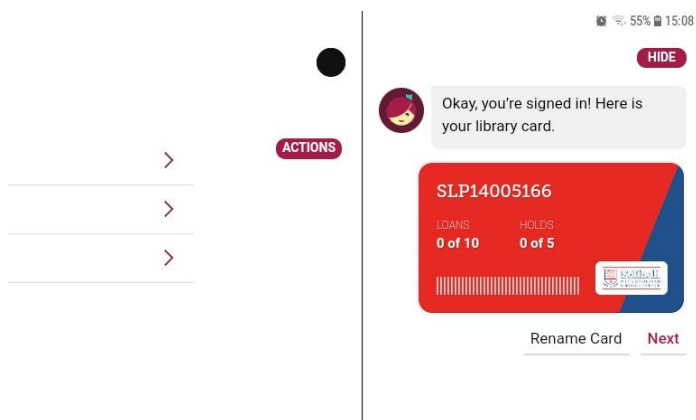
Letters can be upper or lower case.



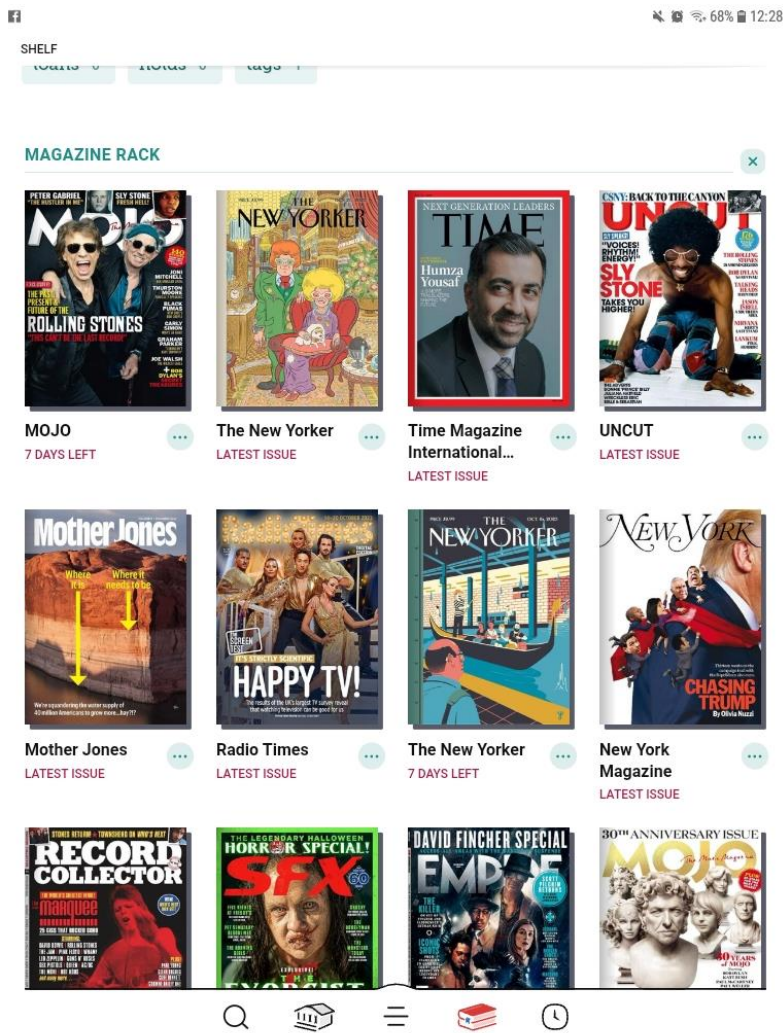
Enter your PIN

This will always be a 4 digit number. If you do not have your PIN you can reset it by email at <https://solihull.spydus.co.uk> or contact the library at 247library@solihull.gov.uk

Then click Sign In



Once signed in, your card will display like this. You can rename the card if you want to distinguish from another family member's.

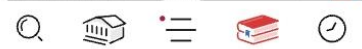


Once registered you can start downloading and reading.

Library is where content will be available, including a carousel of over 400 UK titles among the 1000s of titles available

Magazine Rack is where what you have borrowed will appear

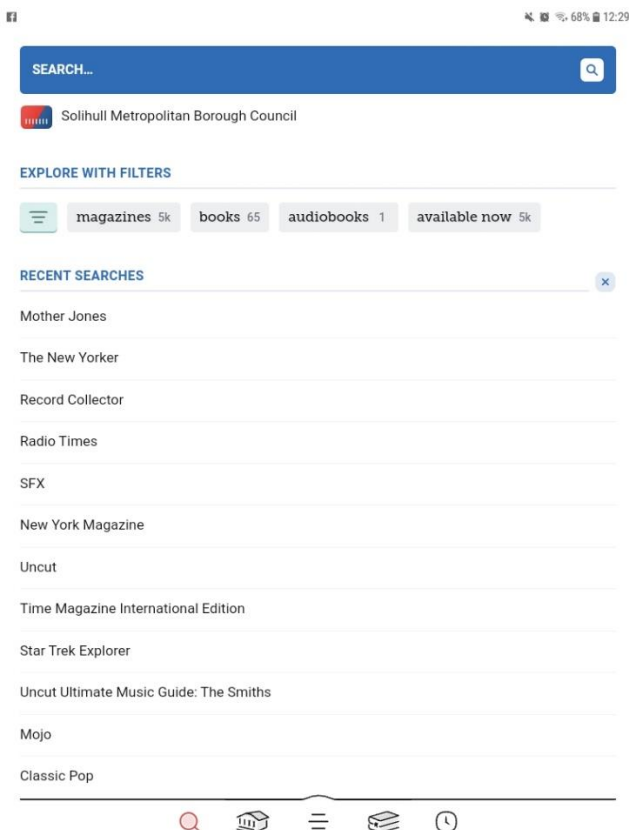
The Navigation bar at the bottom of the screen will show several icons.



From left to right:

- A Search box
- A link to the Libby home page
- Your account page
- Your Magazine Rack
- A Timeline where you can see when loans are due back

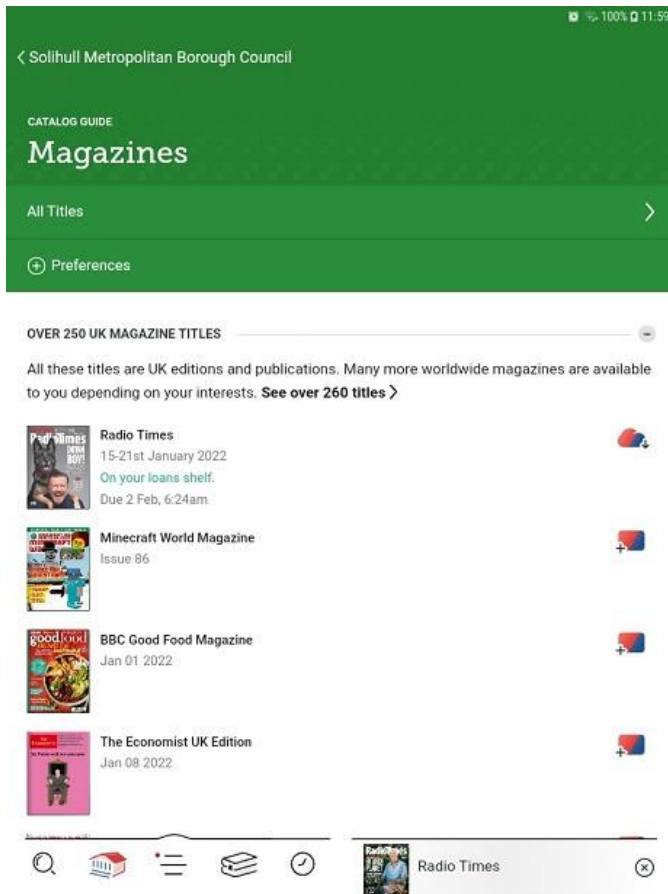
Click on the second symbol that looks like a building to get back to the home screen



From the Home page you can choose titles to read.

The magnifying glass at bottom left lets you search for individual titles.

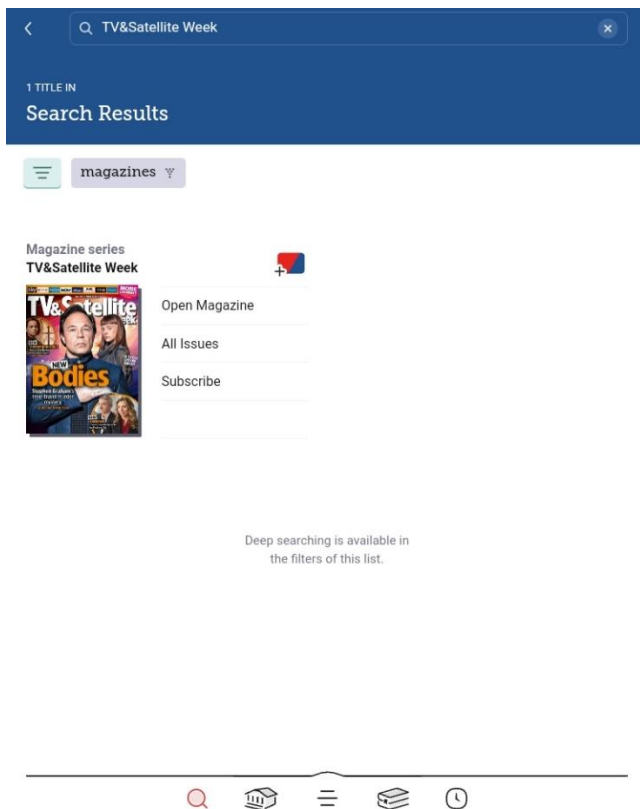
The best way to find magazines is to click on the separate Magazines guide from the home page.



In the Magazines page, the first section will list all the UK titles with the newest issues first – you can change the order to A-Z titles if you want, in Preferences.

Scroll down for more subject sections or use the Search function at bottom left to look for titles.

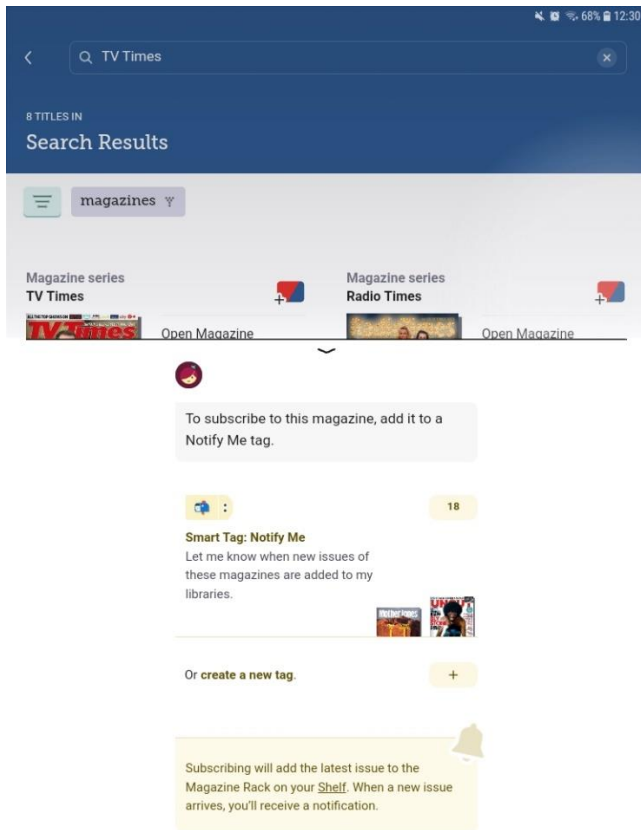
Categories include Business, Celebrity and more, including s Computing without the gaming and other tech magazines.



When you find a title, you can open it, and also Subscribe to it so new issues automatically appear in the Magazine Rack.

Scroll down and back issues are available.

There is no limit on the number of titles or number of issues you download, but they are lent for 3 weeks.



When you subscribe to a magazine title, you will be prompted to set up a Smart Tag, this means you will be notified on your device when a new issue is available.

Reading the emagazine



Within the magazine there are a variety of features to help you read it more comfortably.

You can of course use your standard enlarge feature on your tablet or phone.


At the top right of the page there are symbols (in order shown) allowing you to enlarge the text, change the size and lighting, search the title or add a bookmark.

At the bottom of the page click on the image of a specific page to jump to it, or just swipe left or right to move the page back and forth.

You can also jump 6 pages ahead and backwards in the box saying 6p, either side of the Chapters heading.

If you go to the Contents page of the magazine you can jump to specific articles.

At the bottom of an article click Read the Article to view it in a larger text and laid out in a different form.



son and sexual being, even our clothing—ugly duckling is swanning through grand European hotels in chic tailored dresses—homages to Courrèges and Pierre Cardin.

84 VANITY FAIR

... I think that I had had, or that I had been witness to and it was so real.”

I ask whether there was one scene that got particularly close.

... found the four years of the previous administration, including its grotesque misogyny, hard to take: “It was just like, Wait a second, am I in the minority in believing that

READ THE ARTICLE

Managing magazines in the Magazine Rack

If you Subscribe to a magazine, new issues will automatically appear in the Magazine Rack until replaced by the next issue.

Once you've read an issue, you don't need to return it.

If a new issue appears before you've read the old one, you can get it back as a back issue.

MAGAZINE RACK



MOJO
7 DAYS LEFT



The New Yorker
LATEST ISSUE

Click on the 3 dots next to the cover in the Magazine Rack.



Dec 01 2023
MOJO



Launched in 1993, MOJO celebrates the stories of music's all-time greats. It does this through expertly written, insightful features and exclusive,...

[Unsubscribe](#)

[Reading Journey](#)

This issue is being kept in the Magazine Rack until next Tuesday.



[Remove This Issue](#)

On the next page, click on Reading Journey.

Magazine series
MOJO



- Open Magazine
- All Issues
- Unsubscribe

No progress yet.

MAGAZINE ISSUE

This issue is being kept in the Magazine Rack until next Tuesday.

[Remove This Issue](#)

TIMELINE FOR THIS TITLE

On the next page, click on All Issues to see the back issues available.

There is no limit to how many you download, they will appear in the Magazine Rack for 7 days – this can be extended multiple times.