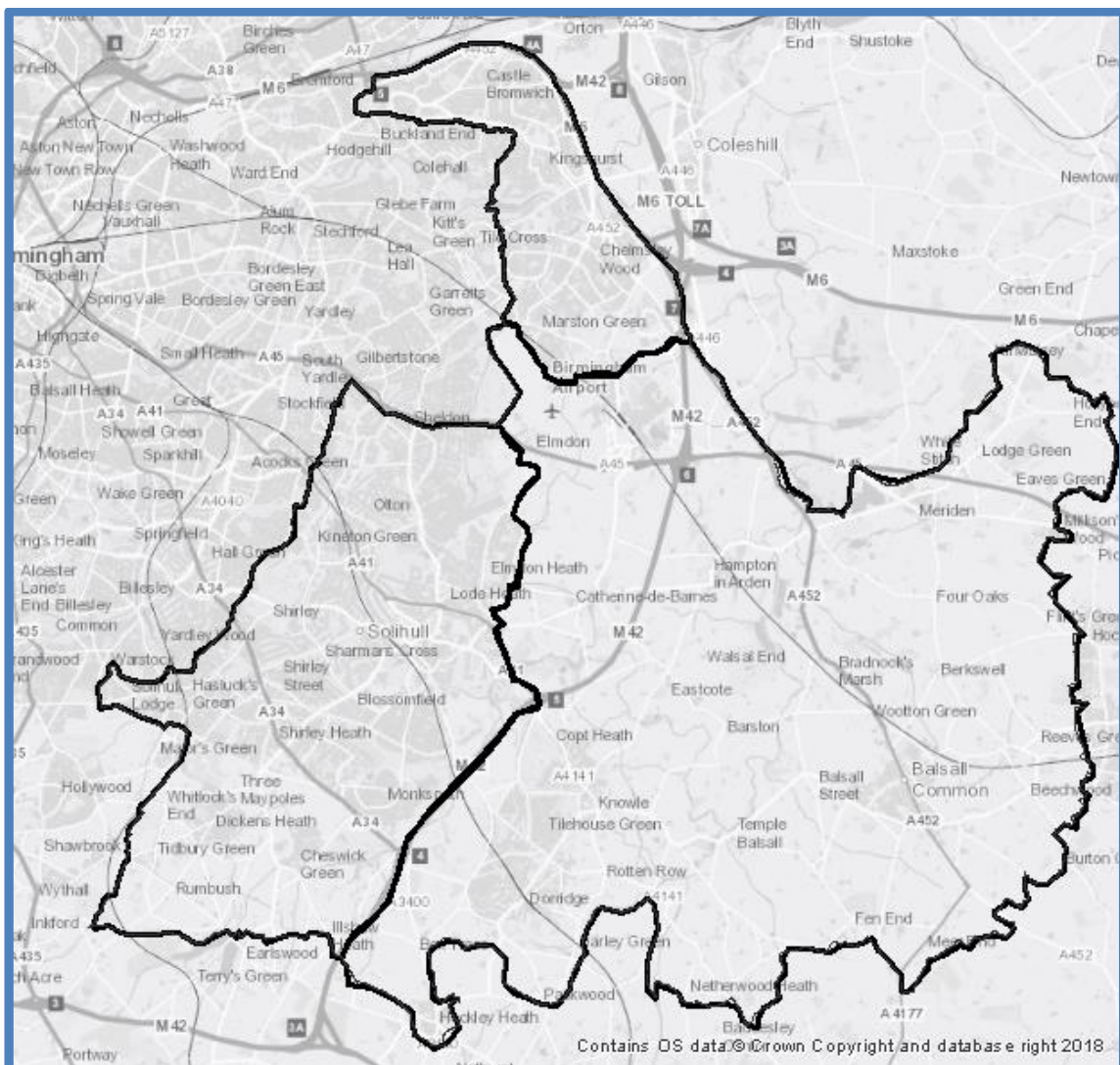


The Solihull Place Survey

Summary 2022



Introduction

The Place Survey has been done every two years from 2012 to 2022. It asks Solihull adults about their local neighbourhood, safety, environment, civic participation and wellbeing.

In 2022 there were 660 responses reflecting the Solihull population by locality, age and gender.

The number of responses from the Black or Minority Ethnic (BAME) community and those with a limiting long-term illness or disability are also broadly in-line with the adult population.

Place Survey 2022 Sample Summary			
	Responses	% Responses	% 18+ Population
North Solihull	198	30%	28%
West Solihull	345	52%	55%
East Solihull	117	18%	17%
Males	304	46%	48%
Females	354	54%	52%
Age 18-64	452	68%	73%
Age 65+	208	32%	27%
White	584	88%	91%
BAME	76	12%	9%
With Limiting Long-Term Illness	108	16%	21%
Without Limiting Long-Term Illness	549	84%	79%
Total	660		

A more detailed report and full analysis is available from: jamesroberts@solihull.gov.uk

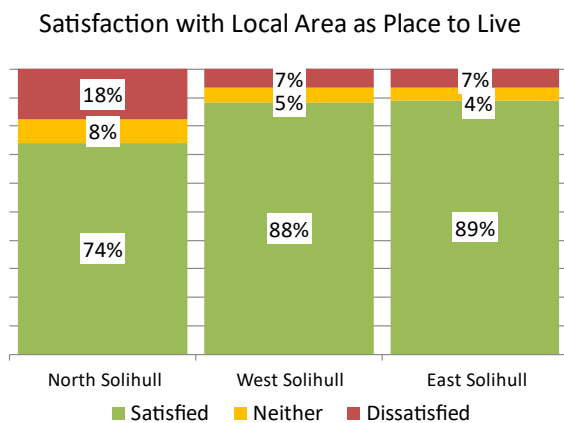
The Local Neighbourhood

Satisfaction with area as place to live; how area has changed; community cohesion; belonging.

As in past years, a large majority of Solihull residents are satisfied with their local area as a place to live (84%). Just 10% are dissatisfied.

High levels of satisfaction in all Solihull localities, with no major age and gender differences.

Satisfaction with place to live in Solihull is higher than England (84% vs 79%).

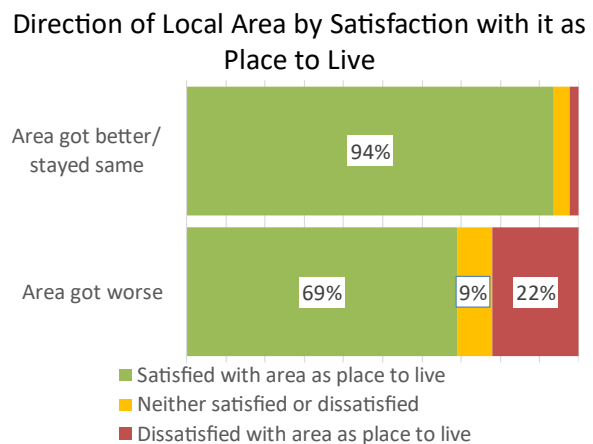


Satisfaction with Local Area as a Place to Live	
	Satisfied
England	79%
Solihull Total	84%
North Solihull	74%
West Solihull	88%
East Solihull	89%
<i>Place Survey & Community Life Survey</i>	

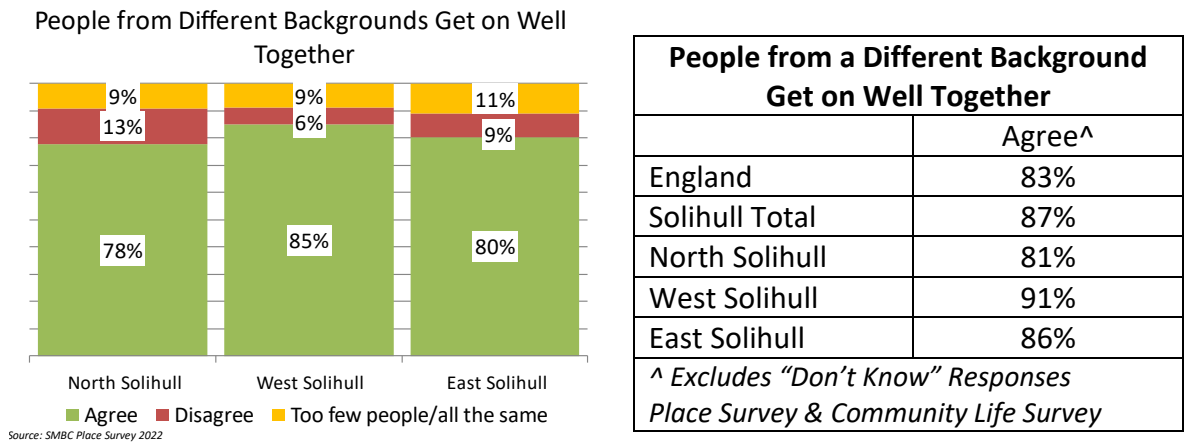
More Solihull residents think that their area has got worse over last two years than England (38% vs 22%). Just 15% think their area has got better, but this is in-line with England.

The majority of people who think that their area has got worse are still satisfied with it as a place to live (69%).

How Has the Local Area Changed in Last Two Years			
	Got Better	No Change	Got Worse
England	16%	63%	22%
Solihull Total	15%	47%	38%
North Solihull	15%	44%	41%
West Solihull	12%	49%	39%
East Solihull	23%	44%	33%
<i>Place Survey & Community Life Survey</i>			

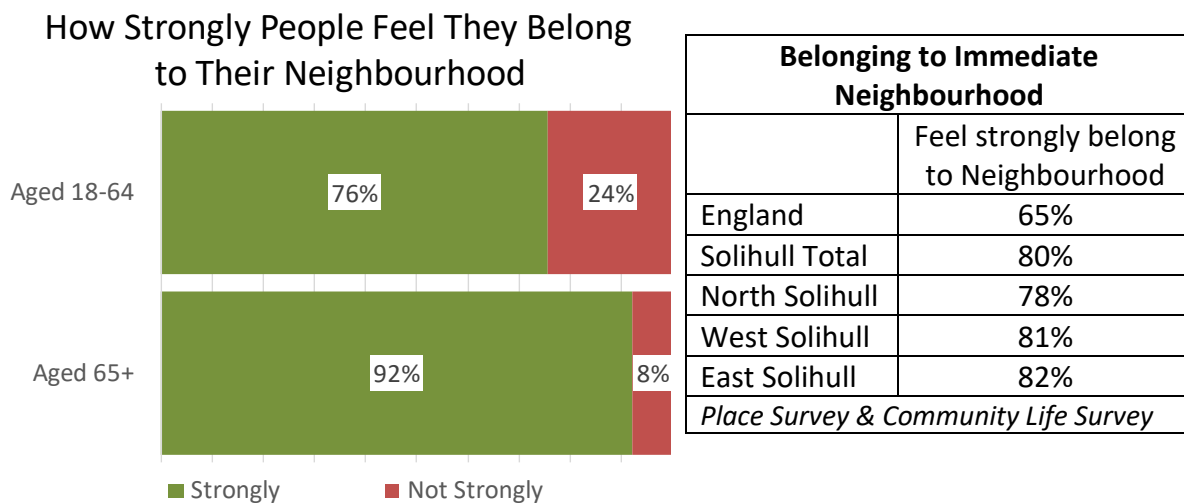


82% think that people from a different background get on well together in their local area, this is true across Solihull and among all age groups.



80% strongly feel that they belong to their local neighbourhood, with this number higher in all Solihull localities than the England average.

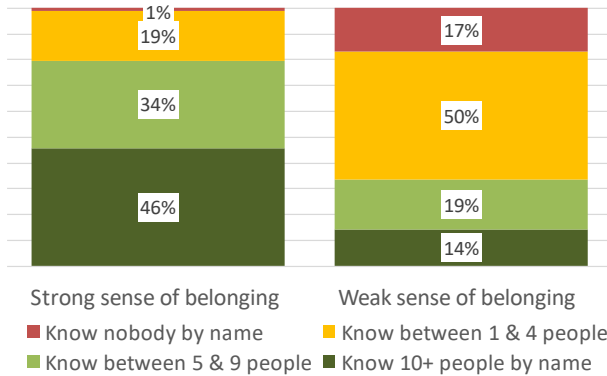
More older adults feel a strong sense of belonging than those of working age.



Respondents with a stronger sense of belonging know more people in their neighbourhood.

People with a weaker sense of belonging have a more negative view of community safety than the rest of the population.

Link Between Sense of Belonging to Neighbourhood and Familiarity with Local People



Problem with ASB		
Type of ASB	Strong sense of belonging	Weak sense of belonging
Hate Crime	6%	17%
Gangs	18%	36%
Noisy neighbours	9%	18%
Drunk/ rowdy people	13%	25%
Discrimination, harassment etc	13%	20%
Using/dealing drugs	29%	40%
<i>Place Survey 2022</i>		

Community Safety

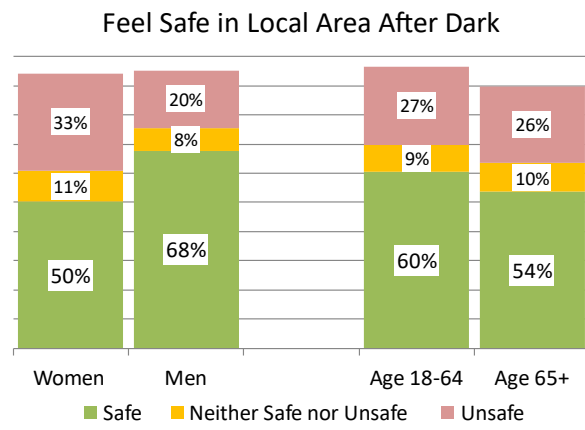
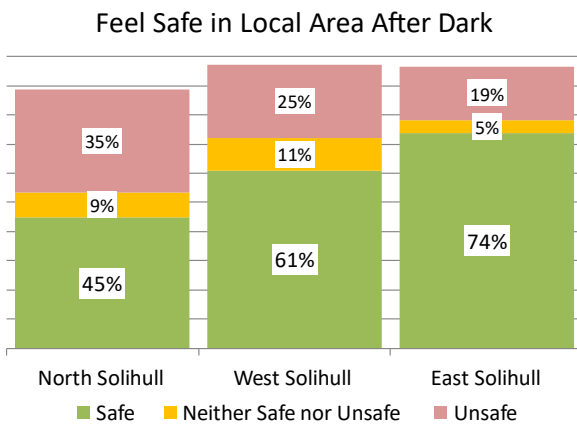
Feeling safe during the day, after dark and in specific localities; Anti-Social Behaviour.

Large majority of respondents feel safe during the day in all Solihull localities, with no age or gender differences.

Solihull town centre is seen as a safer location than either Shirley or Chelmsley Wood town centres, although a large number of respondents were unable to make a determination.

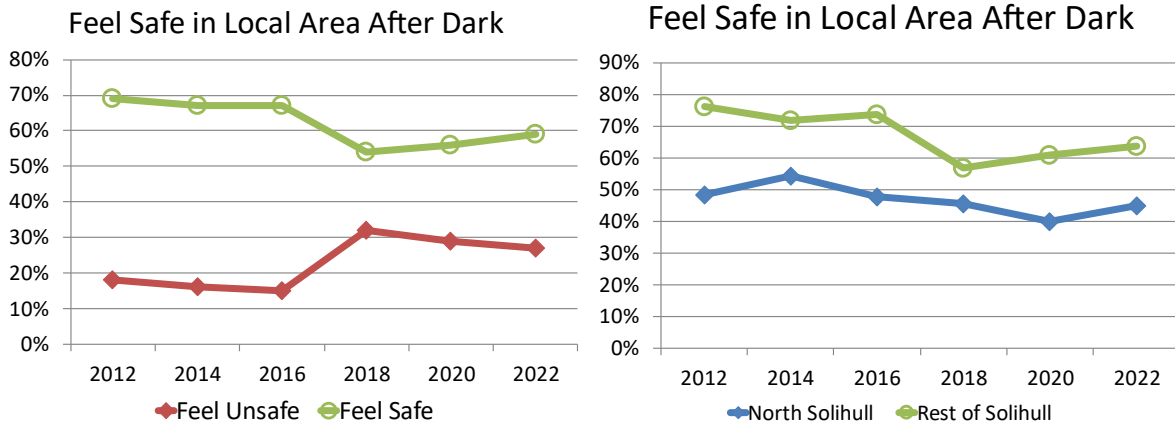
59% of respondents feel safe in their local area after dark, compared to 27% who feel unsafe, with people in North Solihull least likely to feel safe.

Men feel safer after dark than women and working age people feel safer than those aged 65 and over.



There was a big fall in the proportion of Solihull residents who felt safe after dark in 2018, but this number has improved in 2020 and 2022.


For the first time since 2014 the proportion of North Solihull residents who feel safe after dark increased, although it remains well below the rest of the borough.



63% of people think that at least one type of ASB is a problem in their local area, including 33% that say three or more types of ASB are a problem.

Across Solihull rubbish & litter is the most frequently cited ASB problem, followed by vehicle nuisance, people using or dealing drugs and vandalism & graffiti.

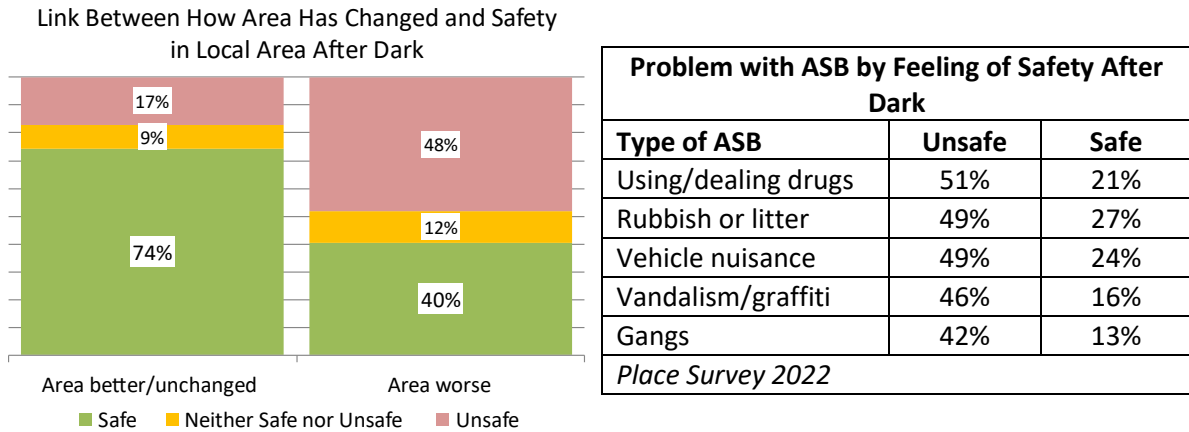
The people of North Solihull are more likely to say ASB is a problem (52% at least 3 types of ASB are a problem). This is particularly the case with drugs, vehicle nuisance and vandalism.



Problem with ASB		
Type of ASB	North Solihull	Rest of Borough
Using/dealing drugs	52%	19%
Rubbish or litter	48%	28%
Vehicle nuisance	45%	27%
Vandalism/graffiti	41%	20%
Gangs	33%	17%
<i>Place Survey 2022</i>		

People who think their local area has got worse are more likely to feel unsafe after dark and say that some ASB such as drugs, vehicle nuisance and gangs are a problem in their local area.

People who feel unsafe after dark more likely to say that ASB is a problem.



The Environment

Climate change; access to public transport; air quality

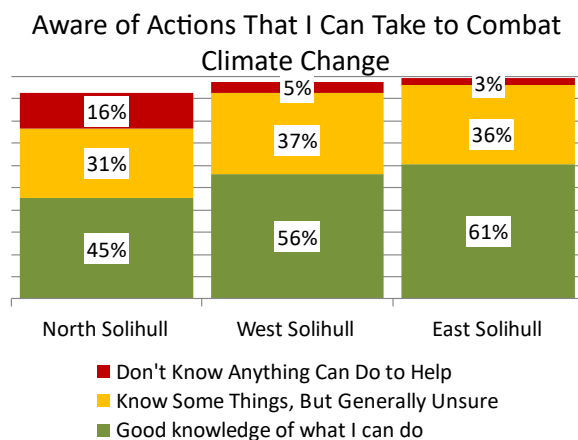
76% of Solihull residents are concerned about climate change (37% very concerned). There are differences between localities and gender, with men and those living in North Solihull less likely to be concerned.

A majority saying that they have a good knowledge of what they can do to help combat climate change, although the level of awareness among North Solihull residents is lower.

85% of respondents say that they are already engaged in actions such as recycling or energy conservation.

% Concerned About Climate Change	
	% Concerned
Solihull	76%
North Solihull	61%
Rest of Borough	82%
Male	71%
Female	81%
Age 18-64	75%
Age 65+	78%

Place Survey 2022

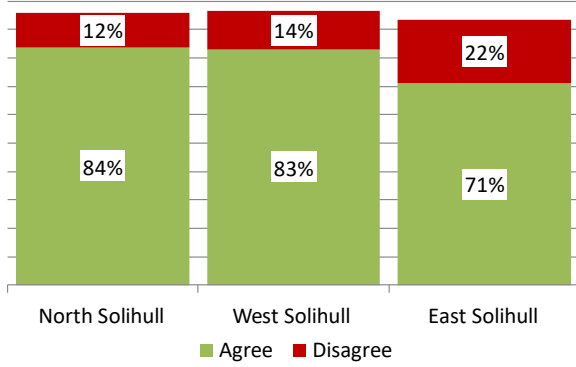


81% of respondents agree that there is suitable access to public transport in their local area, although only 71% of East Solihull residents do so.

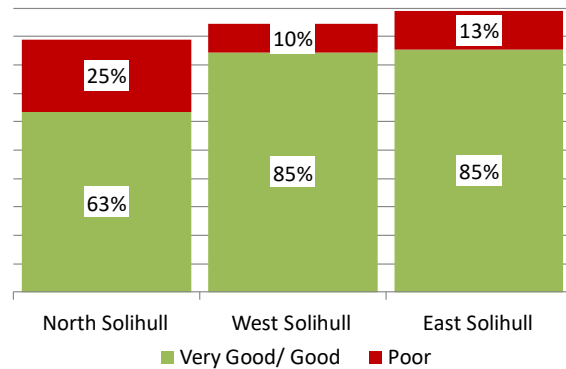
79% of people rate the air quality in their local area as very good or good, with 64% saying that air pollution in their local area does not affect them personally at all.

There are small variations by age and locality, with those living in North Solihull slightly less positive.

Suitable Access to Public Transport in Local Area



Air Quality in Local Area in Local Area



Civic Participation

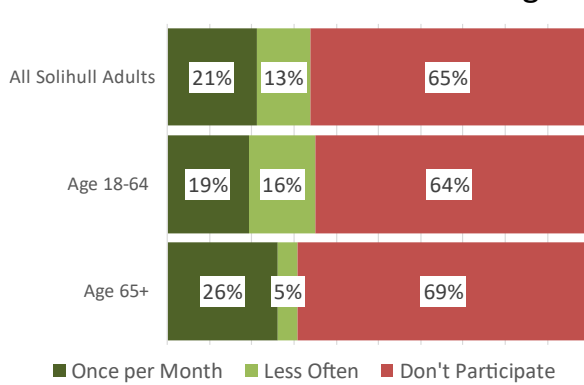
Formal volunteering; help in the community; influencing local decisions

34% of respondents have taken part in formal volunteering in the last 12 months, including 21% who do so at least once per month.

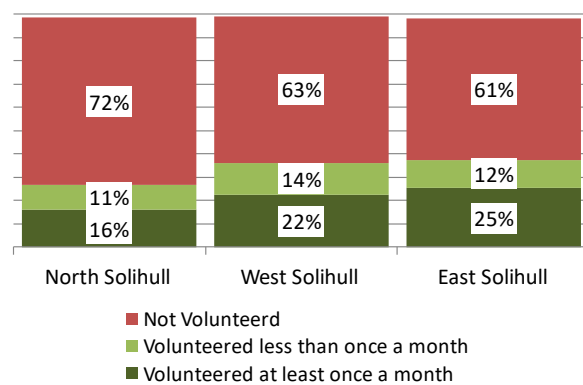
Older people are more likely to take part at least once per month, with working age adults more likely to participate on an irregular basis.

Participation highest among those living in East Solihull and lowest in North Solihull.

Take Part in Formal Volunteering



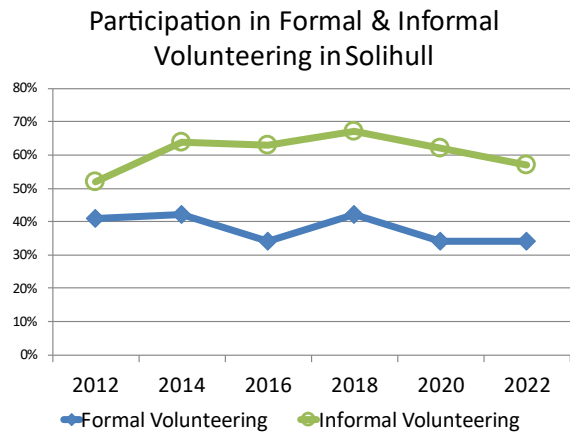
Take Part in Formal Volunteering



Participation in formal volunteering by Solihull adults is higher than the England average as is the percentage of respondents who provide informal help in their community.

The proportion of Solihull adults participating in formal volunteering and providing help in the community has trended downwards since 2018, although this is consistent with trends Across England as a whole.

% People Participate in Volunteering at least once in last year		
	Formal Volunteering [^]	Help in Community [^]
England	30%	54%
Solihull	34%	57%
North Solihull	27%	48%
West Solihull	36%	61%
East Solihull	38%	59%
[^] Excludes don't know Place Survey & Community Life Survey		

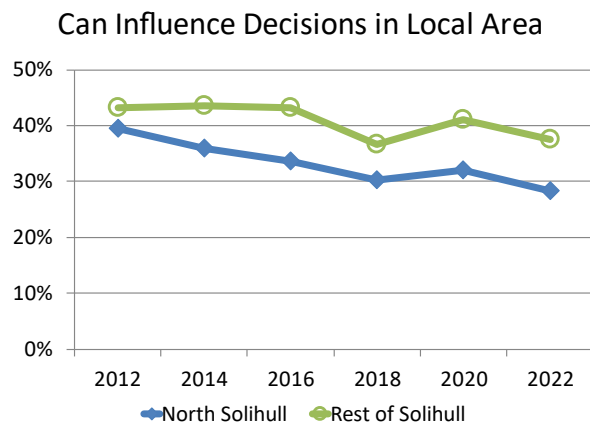


35% of people in Solihull say that they can influence decisions in their local area, compared to 57% who disagree. However, all localities in Solihull are more positive than England.

The percentage of respondents who agree that they can influence decisions is falling, especially in North Solihull.

A significant proportion (39%) of people who say that that can't influence local decisions do not want to be more involved in the process.

Influencing Decisions in Local Area		
	% Influence [^]	% Can't Influence [^]
England	27%	73%
Solihull	38%	62%
North Solihull	32%	68%
West Solihull	40%	60%
East Solihull	42%	58%
[^] Excludes Don't Know Place Survey & Community Life Survey		



Wellbeing

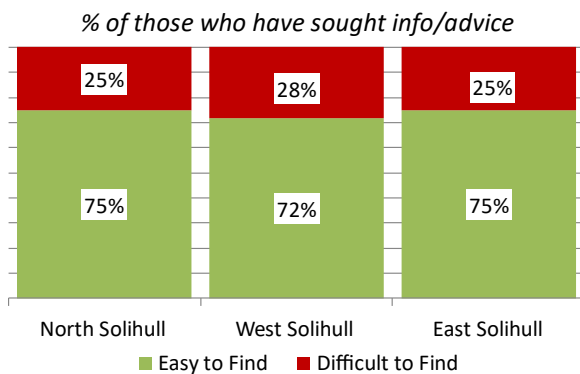
Finding information and advice; social isolation; access to green space; physical activity; cost of living pressure; satisfaction with life.

73% of respondents who tried to find information or advice about support, services or benefits in the last 12 months found it easy to do so, compared to 27% who found it difficult.

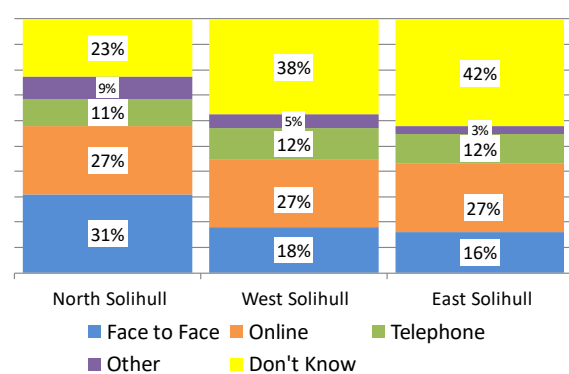
27% of respondents prefer to receive information online, 21% face-to-face and 12% by telephone. People in North Solihull are most likely to prefer face-to-face.

A large proportion of respondents answered don't know on this question.

Ease/Difficulty of Finding Information or Advice in Last Year



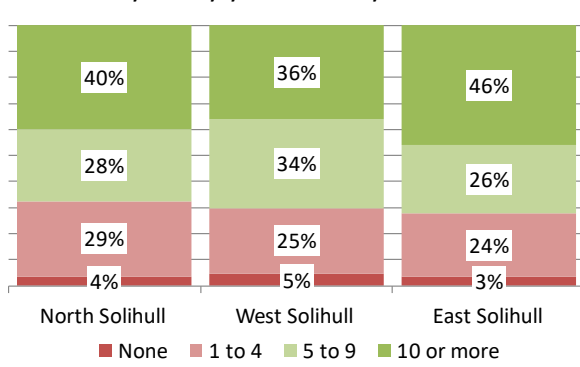
Preferred Method of Receiving Information or Advice



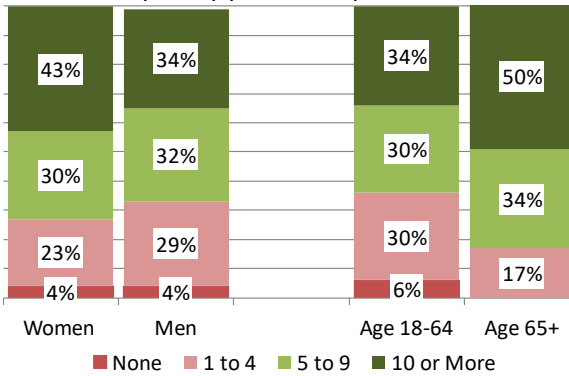
70% of people in Solihull know at least 5 people by name in their local area, compared to just 4% who don't know anyone by name.

This varies little by locality, but older people and women are the most likely to have extensive social networks.

How many people in your neighbourhood do you say you know by name?



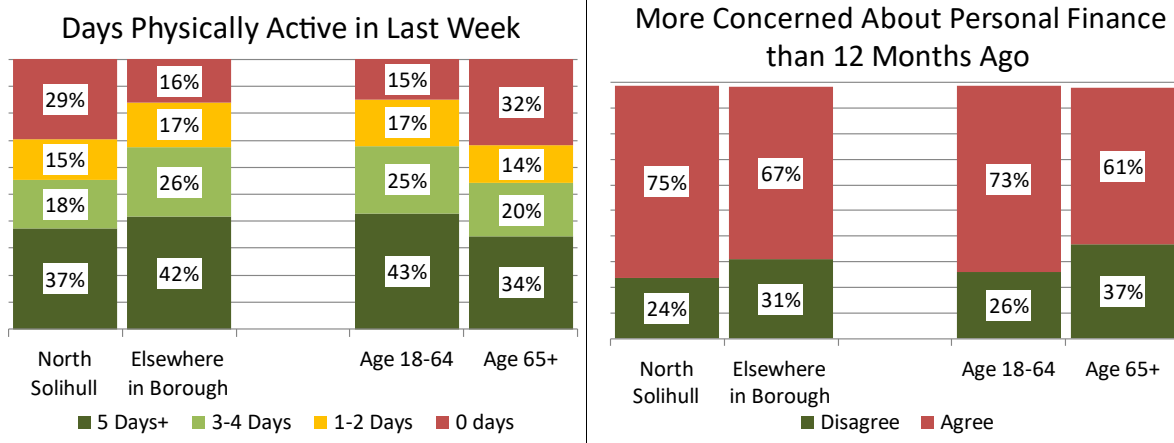
How many people in your neighbourhood do you say you know by name?



92% of respondents say that they can easily access green space outside their home. This is among all age groups, but is lower in North Solihull than elsewhere in borough (84% vs 95%).

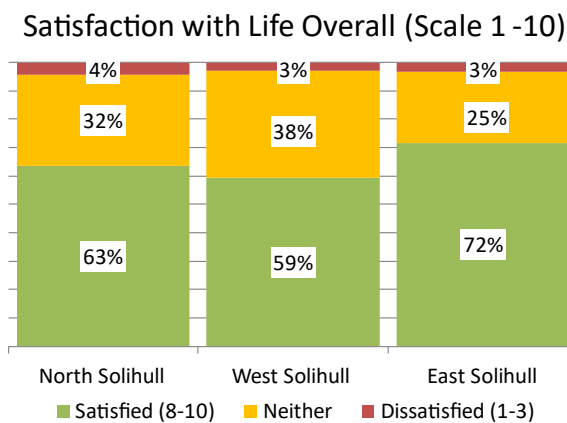
40% of respondents say that they are physically activity on five or more days per week, with 20% saying that they are inactive for the whole week. Physical inactivity is slightly higher in North Solihull and among those aged 65 and over.

Rising costs are having an impact on all sections of the Solihull population with 70% of respondents saying that they are more concerned about their finances than 12 months ago. Working age people and those living in North Solihull are most concerned.



63% of respondents are satisfied with their life and just 3% dissatisfied, in-line with the results from the last two surveys.

Those with lower levels of life satisfaction tend to be more likely to be dissatisfied with their local area, have more negative views on community safety, be more socially isolated, less engaged with their local community, be less active and more concerned about their finances.



Satisfied with Life		
	Satisfied	Dissatisfied
Satisfied with area as place	86%	71%
Area has got worse	37%	51%
Feel unsafe after dark	26%	44%
Take part in volunteering	35%	25%
Physically Inactive	19%	32%
Worry about finances	69%	79%
Place Survey 2022		